

Installing ReportWriter on Mac OSX 10.8 (Mountain Lion)

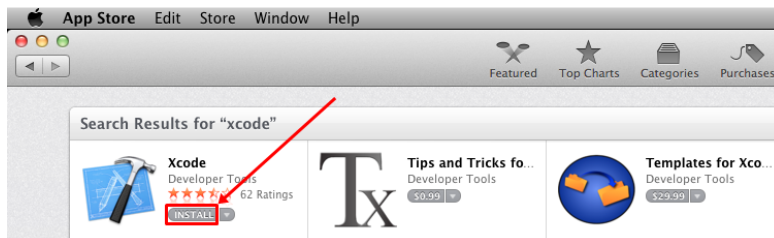
Download and install XCode and XQuartz before downloading ReportWriter.

Installing XCode

From your Mac computer dock, open the “App Store” by clicking the icon.



Search for the term “Xcode”, then click on the grey Install button to download and install XCode.



Note: Xcode is a large file (approx. 1.5 GB), so you may proceed to install XQuartz while XCode is downloading. XCode will automatically download and install itself.

Installing XQuartz

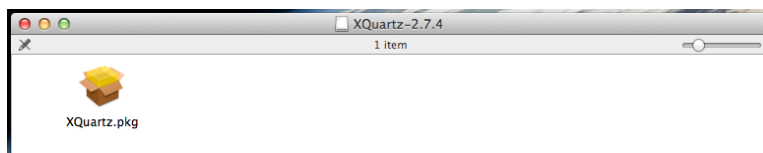
Download XQuartz by going to <http://xquartz.macosforge.org/landing/> in your browser of choice. Click on the XQuartz file below “Download”, as shown below.

Quick Download

Download	Version	Released	Info
XQuartz-2.7.4.dmg	2.7.4	2012-09-27	For OS X 10.6 or later (including Mountain Lion)

A list of all available XQuartz releases can be found [here](#).
(Development “beta” releases, if available, are [here](#).)

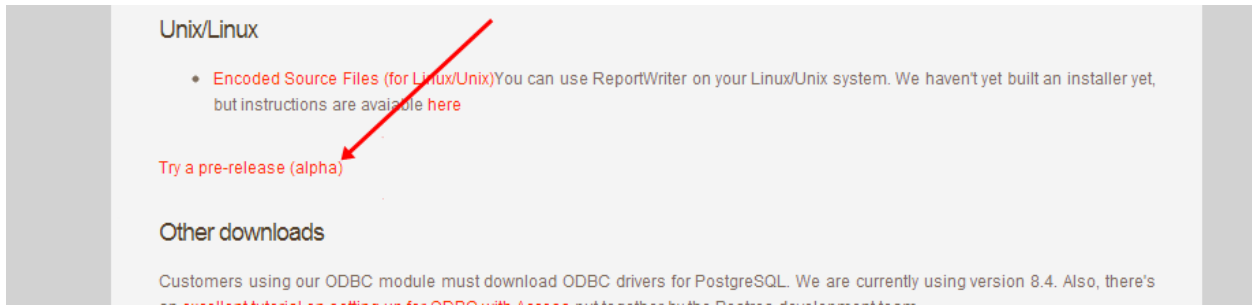
The file will be downloaded to the Downloads folder on your Mac. Go into the Downloads folder, find the XQuartz file, and run it by double-clicking the icon. After a moment, you should get a new window with one file, like the image below.



Double-click the “ XQuartz.pkg” file to run the installer, follow the directions within.

Installing ReportWriter

Once XCode and XQuartz are installed, go to <http://schoolpathways.com/downloads.html>, and click on the words "Try a pre-release (alpha)".



Next, click on the top most file in the "Mac" column to download the archived ReportWriter file.

Version	Windows Full	Windows Update	Mac
0	ReportWriter-4.5.51.exe	ReportWriter-4.5.51.update.exe	ReportWriter-Mac-4.5.51.tgz
1	ReportWriter-4.5.50.exe	ReportWriter-4.5.50.update.exe	ReportWriter-Mac-4.5.50.tgz
2	ReportWriter-4.5.49.exe	ReportWriter-4.5.49.update.exe	ReportWriter-Mac-4.5.49.tgz
3	ReportWriter-4.5.48.exe	ReportWriter-4.5.48.update.exe	ReportWriter-Mac-4.5.48.tgz
4	ReportWriter-4.5.47.exe	ReportWriter-4.5.47.update.exe	ReportWriter-Mac-4.5.47.tgz

Once downloaded, double click the file and a new ReportWriter app will be added to the folder where the archived one was saved. Move this ReportWriter app file to Applications or wherever it is convenient for you. Now, ReportWriter has been installed and is ready for use.